

SPECIFICATIONS:

MODEL NUMBER: 2088-564-144

PUMP DESIGN: Positive Displacement 3 Chamber Diaphragm Pump

CHECK VALVE: (1-Way Operation) Prevents Reverse Flow

CAM: 3.0 Degree

MOTOR: Permanent Magnet, P/N 11-160-10, Thermally Protected

VOLTAGE: 230 VAC Nominal

PRESSURE SWITCH: Factory Set @ 45 PSI Shut-Off, Turn On 25 ± 5 PSI

LIQUID TEMPERATURE: 130 Degrees Fahrenheit (54 Degrees Centigrade) Max.

PRIME: Self-Priming Up To 9.0 Ft. Vertical,
Max. Inlet Pressure 30 PSI (2.1 Bar)

PORTS: 1/2" - 14 Male Parallel Thread

MATERIAL OF CONSTRUCTION:

PLASTICS- Polypropylene

VALVES- Santoprene

DIAPHRAGM- Santoprene

FASTENERS- Zinc Plated Steel

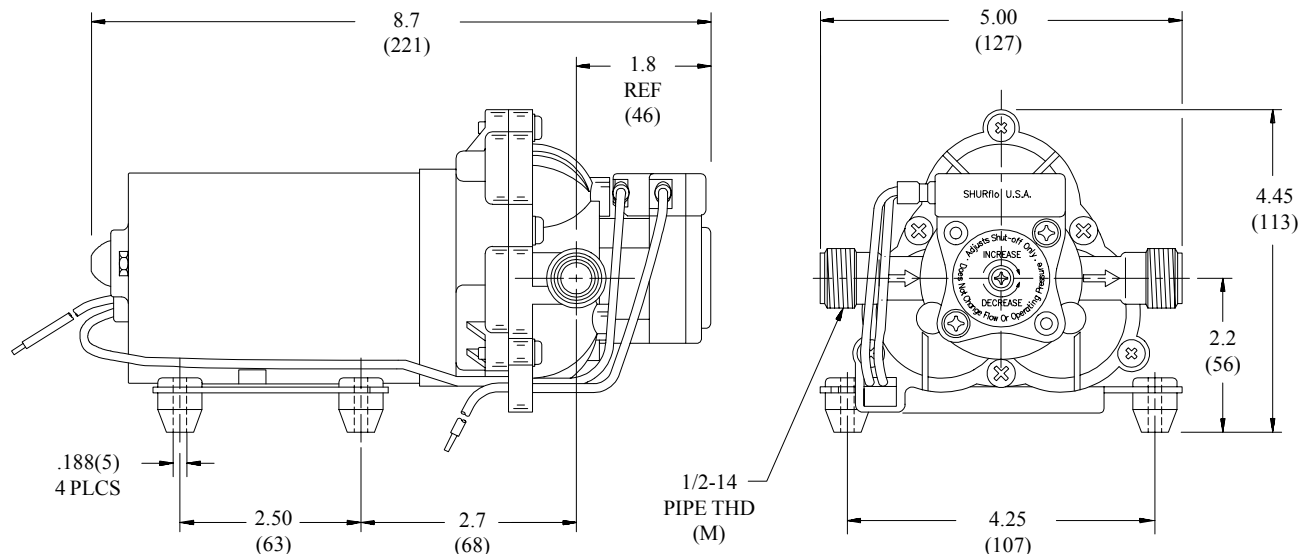
NET WEIGHT: 5.0 Lbs (2.27 Kg)

DUTY CYCLE: Intermittent (See Temp. Rise Chart)

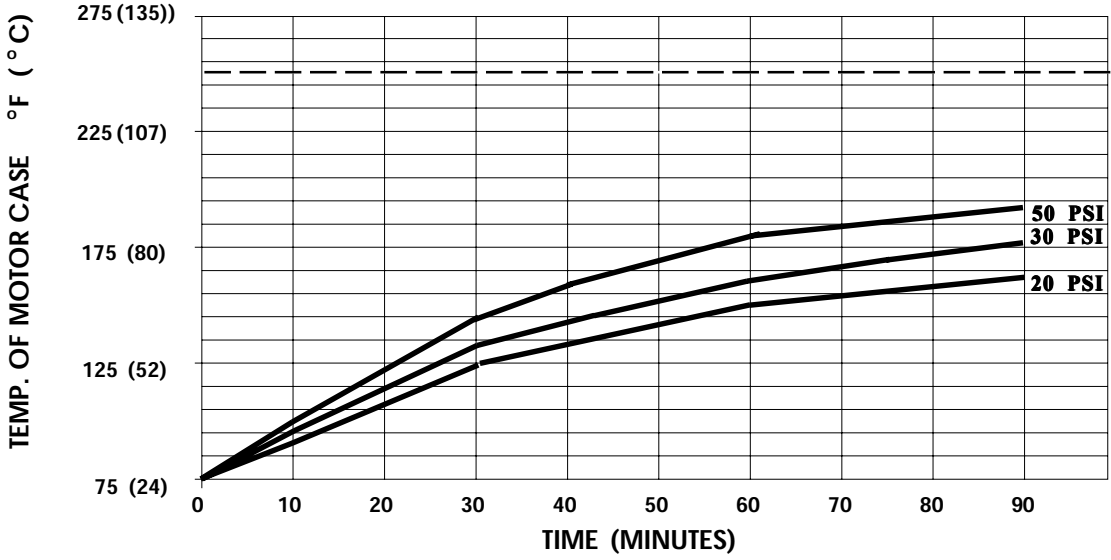
TYPICAL APPLICATIONS: Water Delivery

APPROVALS: N.S.F. Listed

DIMENSIONS:



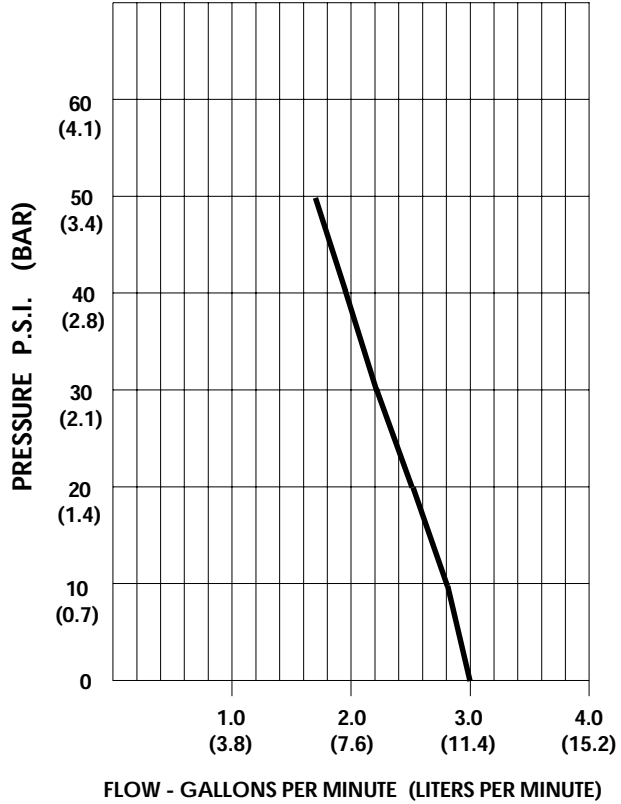
TEMPERATURE RISE



THIS GRAPH IS FOR USE AS A DESIGN GUIDE. IT IS BASED ON RUNNING CONTINUOUSLY WITH AN AMBIENT TEMPERATURE OF 75° F IN STILL AIR. THE THERMAL BREAKER WILL OPEN WHEN THE CASE TEMPERATURE REACHES 250° F.

[---- TRIP POINT OF THERMAL PROTECTOR]

TYPICAL PERFORMANCE



PRESSURE (PSI)	FLOW (GPM/LIT)	RPM MIN/MAX	CURRENT (AMPS)	VOLTAGE (VOLTS)
OPEN	3.00/11.3	2140/2150	.30	230VAC
10	2.80/10.6	2115/2140	.35	"
20	2.50/9.5	1995/2010	.45	"
30	2.20/8.3	1895/1910	.50	"
40	2.00/7.6	1795/1825	.55	"
50	1.70/6.4	1695/1755	.60	"

*-SPECIFICATIONS SUBJECT TO CHANGE WITHOUT NOTICE.
-ALL DATA BASED ON TESTING WITH WATER.*